

nickelodeon



## Parent's Guide

# Marshall's Read-to-Me Adventure



© 2018 Spin Master PAW Productions Inc. All Rights Reserved.  
PAW Patrol and all related titles, logos and characters are  
trademarks of Spin Master Ltd. Nickelodeon and all related  
titles and logos are trademarks of Viacom International Inc.

91-003533-001 UK

**VTech understands that a child's needs and abilities change as they grow and with that in mind we develop our toys to teach and entertain at just the right level...**

## **Pre-School**

**Interactive toys to develop their imagination and encourage language development**

## **vtech Baby**

**Toys that will stimulate their interest in different textures, sounds and colours**

### **I am...**

...responding to colours, sounds and textures

...understanding cause and effect

...learning to touch, reach, grasp, sit-up, crawl and toddle

**Birth-36 months**



### **I want...**

...to get ready for school by starting to learn the alphabet and counting

...my learning to be as fun, easy and exciting as can be

...to show my creativity with drawing and music so my whole brain develops

**3-6 years**



## **Electronic Learning Computers**

**Cool, aspirational and inspiring computers for curriculum related learning**

### **I need...**

...challenging activities that can keep pace with my growing mind

...intelligent technology that adapts to my level of learning

...National Curriculum based content to support what I'm learning at school

**4-10 years**

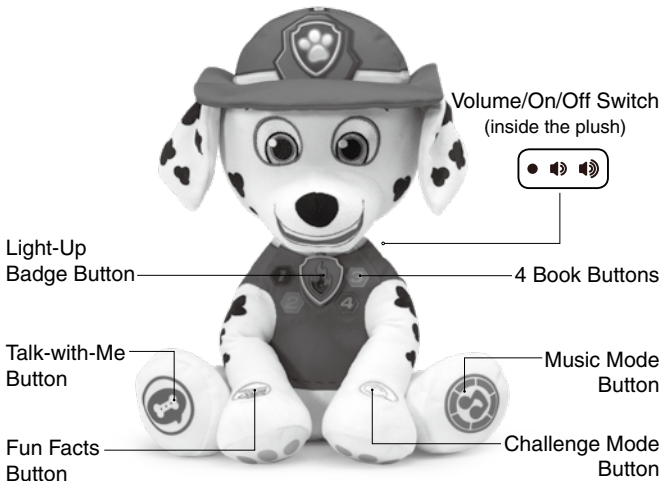


To learn more about this and other VTech® products, visit [www.vtech.co.uk](http://www.vtech.co.uk)

# INTRODUCTION

Thank you for purchasing the **VTech® PAW Patrol Marshall's Read-to-Me Adventure!**

Read exciting stories with your favourite PAW Patrol fire pup, Marshall. Follow along as Marshall reads tales of adventure, teamwork and friendship. Pretend to chat with Marshall when he asks you questions and tells you about himself. Enjoy listening to upbeat music with your favourite fire pup!



Four Included Books



# INCLUDED IN THIS PACKAGE

- One **PAW Patrol Marshall's Read-to-Me Adventure** plush
- Four books
- One parent's guide


**WARNING:** All packing materials such as tape, plastic sheets, packaging locks, removable tags, cable ties and packaging screws are not part of this toy, and should be discarded for your child's safety.

**NOTE:** Please keep this parent's guide as it contains important information.

## GETTING STARTED

### BATTERY INSTALLATION

1. Open fabric on the back of the plush.
2. Make sure the unit is turned **OFF**.
3. Locate the battery cover and open it with a screwdriver.
4. Install 2 new AA (AM-3/LR6) batteries following the diagram inside the battery box. (The use of new, alkaline batteries is recommended for maximum performance.)
5. Replace the battery cover and tighten the screw to secure.



**Note:** If there is no response when the unit is switched on, please insert new batteries and try switching it on again.

## BATTERY NOTICE

- Use new alkaline batteries or fully charged NI-MH (Nickel Metal-hydride) rechargeable batteries for best performance.
- Use only batteries of the same or equivalent type as recommended.
- Do not mix different types of batteries: alkaline, standard (carbon-zinc) or rechargeable, or new and used batteries.
- Do not use damaged batteries.
- Insert batteries with the correct polarity.
- Do not short-circuit the battery terminals.
- Remove exhausted batteries from the toy.
- Remove batteries during long periods of non-use.
- Do not dispose of batteries in fire.
- Do not charge non-rechargeable batteries.
- Remove rechargeable batteries from the toy before charging (if removable).
- Rechargeable batteries are only to be charged under adult supervision.

## Disposal of batteries and product



The crossed-out wheellie bin symbols on products and batteries, or on their respective packaging, indicates they must not be disposed of in domestic waste as they contain substances that can be damaging to the environment and human health.



The chemical symbols Hg, Cd or Pb, where marked, indicate that the battery contains more than the specified value of mercury (Hg), cadmium (Cd) or lead (Pb) set out in Battery Directive (2006/66/EC). The solid bar indicates that the product was placed on the market after 13th August, 2005.

Help protect the environment by disposing of your product or batteries responsibly.

For more information, please visit:

[www.recycle-more.co.uk](http://www.recycle-more.co.uk)

[www.recyclenow.com](http://www.recyclenow.com)

# PRODUCT FEATURES

## 1. Volume/On/Off Switch

Slide the **Volume/On/Off Switch** to the desired volume level to turn the unit **ON** or adjust the volume. To turn the unit **OFF**, slide the switch to **OFF**.



## 2. Fun Facts Button

Press the **Fun Facts Button** to hear Marshall tell you about himself and his tools.

## 3. Challenge Mode Button

Press the **Challenge Mode Button** and Marshall will ask you questions about the four included books. Once you find the answer, press Marshall's **Light-Up Badge Button** to hear his response.

## 4. Talk-with-Me Button

Press the **Talk-with-Me Button** and Marshall will ask you some questions.

## 5. Music Mode Button

Press the **Music Mode Button** to hear exciting music.

## 6. Light-Up Badge Button

Press the **Light-Up Badge Button** to hear Marshall's favourite phrases.

In Challenge Mode, press the **Light-Up Badge Button** when you find the answer to Marshall's question.

In Talk-with-Me mode, press the **Light-Up Badge Button** to hear Marshall read all four stories consecutively.

## 7. Four Book Buttons



Press the Book Button on Marshall that matches the cover of the book you want to read.

## 8. Automatic Shut off

To preserve battery life, the unit will automatically power down after several minutes without input. The unit can be turned on again by pressing any button.

# ACTIVITIES

## 1. Read-to-Me Mode



Marshall reads the four included books to your child. Press one of the **Book Buttons** on Marshall's chest to hear him read the corresponding book.

## 2. Fun Facts Mode



Marshall tells you fun facts about being a firefighter.

## 3. Challenge Mode



Marshall will ask you questions about the four storybooks. Press his **Light-Up Badge Button** when you find each answer to hear a response.

## 4. Talk-with-Me Mode



Press the **Talk-with-Me Button** and Marshall will ask you some questions about yourself and respond.

## 5. Music Mode



Listen to fun music with Marshall.

## CARE & MAINTENANCE

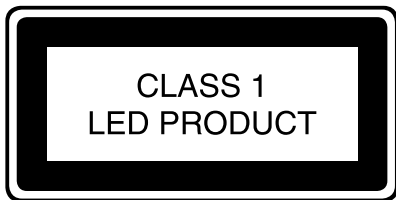
1. Keep the unit clean by wiping it with a slightly damp cloth.
2. Keep the unit out of direct sunlight and away from any direct heat sources.
3. Remove the batteries when the unit is not in use for an extended period of time.
4. Do not drop the unit on a hard surface and do not expose the unit to excess moisture.

## TROUBLESHOOTING

If for some reason the program/activity stops working, please follow these steps:

1. Turn the unit **OFF**.
2. Interrupt the power supply by removing the batteries.
3. Let the unit stand for a few minutes, then replace the batteries.
4. Turn the unit back **ON**. The unit will now be ready to play again.
5. If the unit still does not work, replace with an entire set of new batteries.

If the problem persists, please call our Consumer Services Department on 0330 678 0149 (from UK) or +44 330 678 0149 (outside UK) and a service representative will be happy to help you.





# CONSUMER SERVICES

Creating and developing VTech products is accompanied by a responsibility that we at **VTech®** take very seriously. We make every effort to ensure the accuracy of the information, which forms the value of our products. However, errors sometimes can occur. It is important for you to know that we stand behind our products and encourage you to call our Consumer Services Department with any problems and/or suggestions that you might have. A service representative will be happy to help you.

## **UK Customers:**

Phone: 0330 678 0149 (from UK) or +44 330 678 0149 (outside UK)

Website: [www.vtech.co.uk/customer support](http://www.vtech.co.uk/customer-support)

## **Australian Customers:**

Phone: 1800 862 155

Website: [support.vtech.com.au](http://support.vtech.com.au)

## **NZ Customers:**

Phone: 0800 400 785

Website: [support.vtech.com.au](http://support.vtech.com.au)

# Consumer Guarantees

## **UK Customers:**

Read our complete warranty policy online at [vtech.co.uk/warranty](http://vtech.co.uk/warranty).

## **Australian Customers:**

**VTECH ELECTRONICS (AUSTRALIA) PTY LIMITED –  
CONSUMER GUARANTEES**

Under the Australian Consumer Law, a number of consumer guarantees apply to goods and services supplied by VTech Electronics (Australia) Pty Limited. Please refer to [vtech.com.au/consumerguarantees](http://vtech.com.au/consumerguarantees) for further information.

**Visit our website for more  
information about our products,  
downloads, resources and more.**

***www.vtech.co.uk***  
***www.vtech.com.au***

